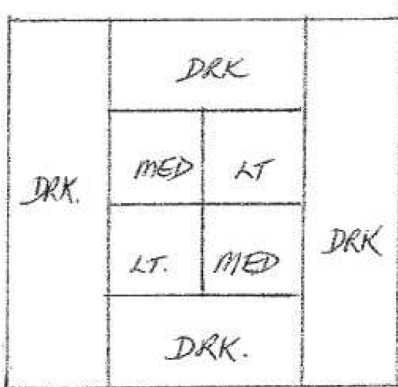


Block of the Month for November 2012

BLUE WINDOW 4 PATCH

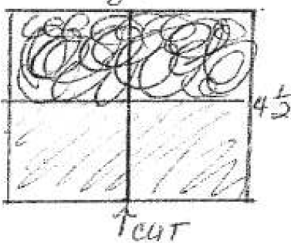


FABRICS REQUIRED


- CUT 1 - $2\frac{1}{2} \times 5$ " RECTANGLE - LT. BLUE
 " 1 - $2\frac{1}{2} \times 5$ " " - MED. BLUE
 2 - $2\frac{1}{2} \times 4\frac{1}{2}$ " " - DRK. BLUE
 2 - $2\frac{1}{2} \times 8\frac{1}{2}$ " " - DRK. BLUE



1. PLACE THE MED. & LT. RECTANGLES RIGHT SIDES TOGETHER & STITCH $\frac{1}{4}$ " ALONG ONE LONG SIDE. PRESS OPEN TO MAKE 1 RECTANGLE $4\frac{1}{2}$ " X 5" RECTANGLE.



2. CUT IN $\frac{1}{2}$ TO MAKE 2 - $2\frac{1}{2} \times 4\frac{1}{2}$ " RECTANGLES.



3. REVERSE ONE RECTANGLE SO THAT MED IS TO LIGHT & WITH RIGHT SIDES TOGETHER JOIN WITH A $\frac{1}{4}$ " SEAM

4. SEW THE $2\frac{1}{2} \times 4\frac{1}{2}$ STRIPS TO TOP & BOTTOM AND THE $2 - 2\frac{1}{2} \times 8\frac{1}{2}$ STRIPS